

STATISTICS AND DATA TABLES

Salina (KS) Police Department Law Enforcement Accreditation

Overview

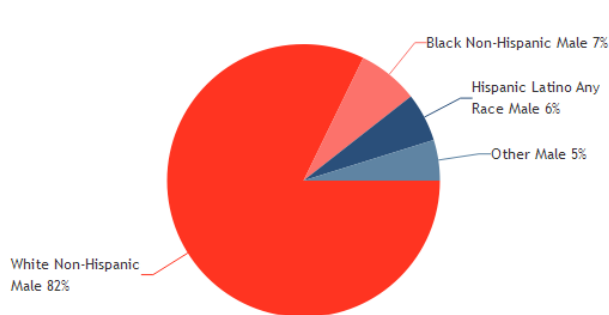
The following information reflects empirical data submitted by the candidate agency specifically related to CALEA Standards. Although the data does not confirm compliance with the respective standards, they are indicators of the impact of the agency’s use of standards to address the standards' intent

Traffic Warnings & Citations - Reaccreditation Year 1

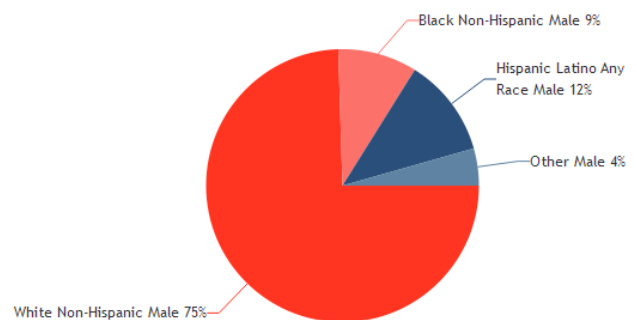
Data Collection Period: 1/1/2020 - 12/31/2020

Race/Sex	Warnings	Citations	Total
White Non-Hispanic Male	171	1240	1411
Black Non-Hispanic Male	15	156	171
Hispanic Latino Any Race Male	12	195	207
Other Male	10	73	83
White Non-Hispanic Female	118	888	1006
Black Non-Hispanic Female	14	63	77
Hispanic Latino Any Race Female	9	114	123
Other Female	6	46	52
TOTAL	355	2775	3130

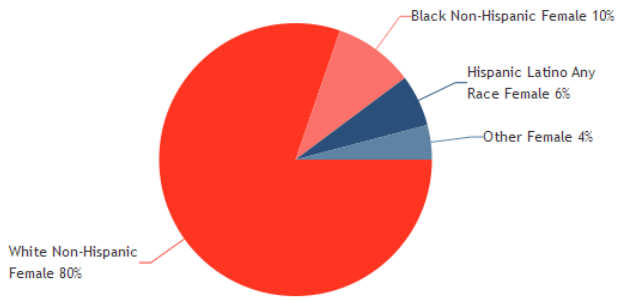
Male Warnings



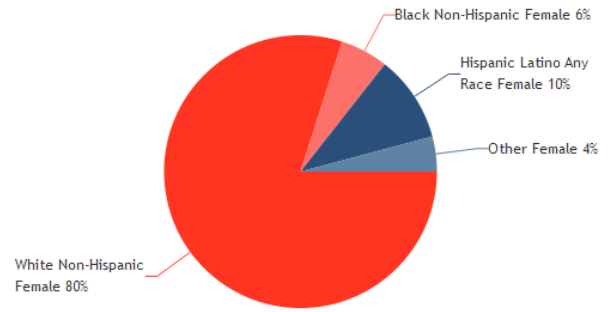
Male Citations



Female Warnings



Female Citations



Legend


White Non-Hispanic Male	
Black Non-Hispanic Male	
Hispanic Latino Any Race Male	
Other Male	

Biased Based Profiling

Year 1 Data Collection Period: 1/1/2020-12/31/2020

Complaints from:	Year 1
Traffic Contacts	0
Field Contacts	2
Asset Forfeiture	0

Complaints



Legend

Traffic Contacts	
Field Contacts	
Asset Forfeiture	

Use Of Force - Reaccreditation Year 1

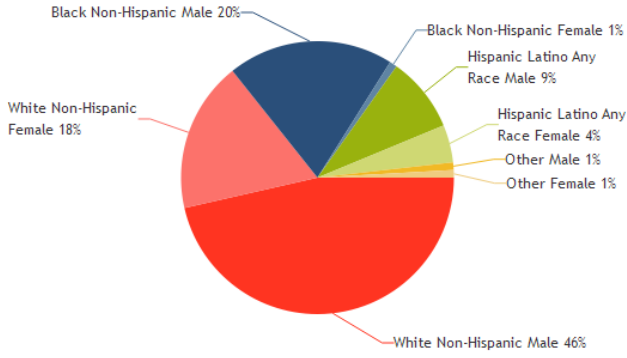
Data Collection Period: 1/1/2020 - 12/31/2020

	White Non-Hispanic		Black Non-Hispanic		Hispanic Latino Any Race		Other		Total
	Male	Female	Male	Female	Male	Female	Male	Female	
Firearm									112
Discharge	1	0	0	0	0	0	0	0	1
Display Only	51	20	22	1	10	5	1	1	111
ECW									14
Discharge Only	11	0	0	0	3	0	0	0	14
Display Only	0	0	0	0	0	0	0	0	0
Baton	0	0	0	0	0	0	0	0	0
Chemical/OC	1	0	1	0	0	0	0	0	2
Weaponless	57	12	10	1	5	0	2	0	87
Canine									2
Release Only	1	0	0	0	0	0	0	0	1
Release and Bite	1	0	0	0	0	0	0	0	1
Total Uses of Force	123	32	33	2	18	5	3	1	217
Total Number of Incidents Resulting In Officer Injury or Death	11	5	0	0	1	0	0	0	17
Total Use of Force Arrests	102	23	24	1	14	2	1	1	168
Total Number of Suspects Receiving Non-Fatal Injuries	31	5	3	0	5	0	0	0	44
Total Number of Suspects Receiving Fatal Injuries	0	0	0	0	0	0	0	0	0
Total Agency Custodial Arrests	957	461	213	58	0	0	35	12	1736
Total Use of Force Complaints	1	1	0	0	0	0	0	0	2


Reaccreditation Year 1 Notes:

We did not track ECW display only during 2020. At the recommendation during our on-site review in 2020, we have now started tracking display only for 2021.

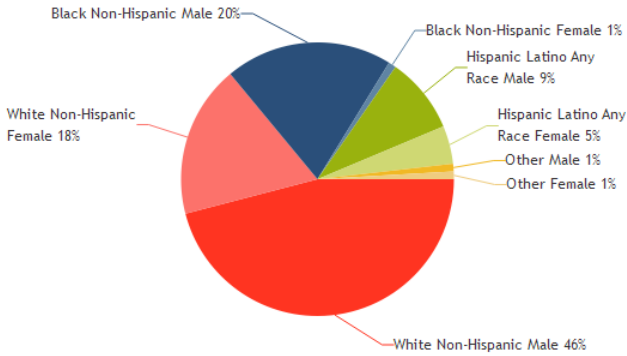
Total Firearm



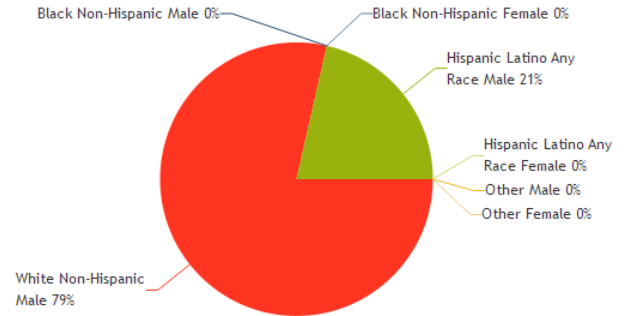
Firearm Discharge



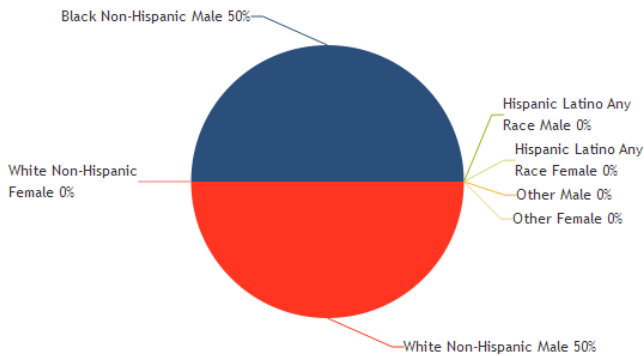
Firearm Display



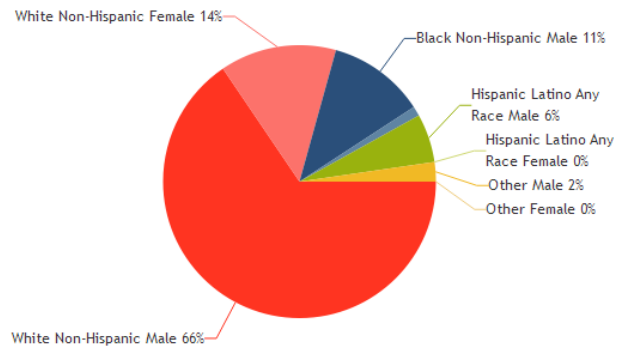
ECW Discharge




Chemical/OC




Weaponless




Total Canine



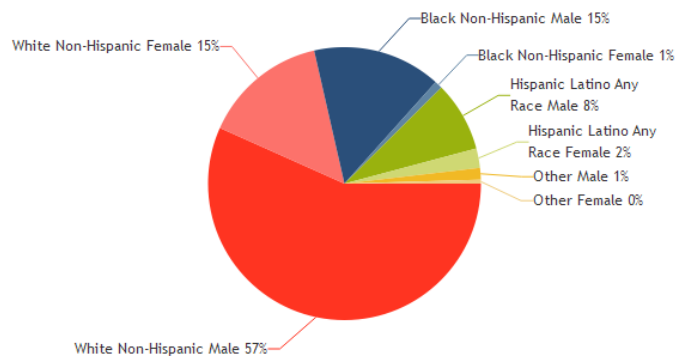
Canine: Release Only



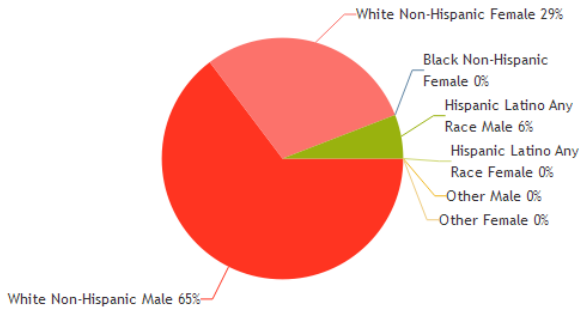
Canine: Release and Bite



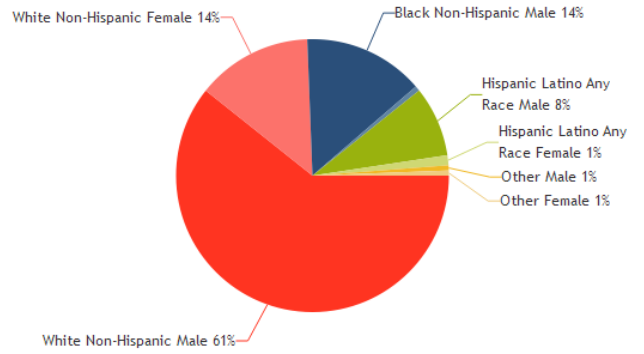
Total Uses of Force



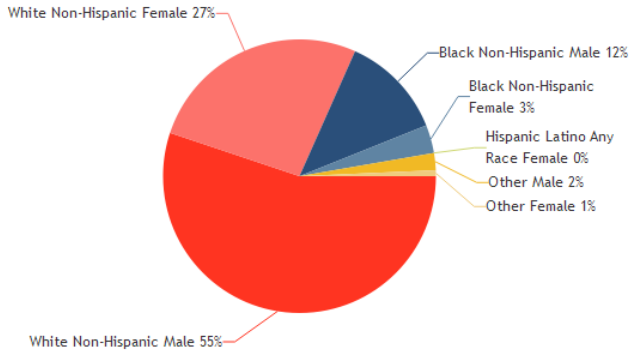
Total Number of Incidents Resulting in Officer Injury or Death



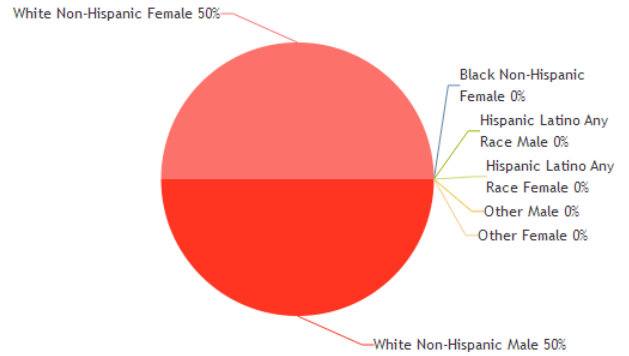
Total Use of Force Arrests



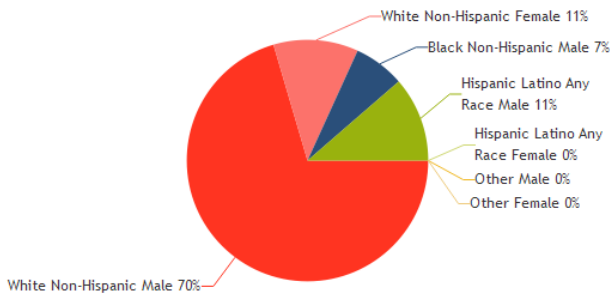
Total Agency Custodial Arrests



Total Use of Force Complaints



Total Number of Suspects Receiving Non-Fatal Injuries



Legend

White Non-Hispanic Male	
White Non-Hispanic Female	
Black Non-Hispanic Male	
Black Non-Hispanic Female	
Hispanic Latino Any Race Male	
Hispanic Latino Any Race Female	
Other Male	
Other Female	

Grievances

Year 1 Data Collection Period: 1/1/2020-12/31/2020

Grievances	Year 1
Number	0

Personnel Actions

Year 1 Data Collection Period: 1/1/2020-12/31/2020

	Year 1
Suspension	4
Demotion	0
Resign In Lieu of Termination	0
Termination	1
Other	10
Total	15
Commendations	0

Complaints and Internal Affairs - Reaccreditation Year 1

Data Collection Period: -

	Year 1
External/Citizen Complaint	
Citizen Complaint	18
Sustained	4
Not Sustained	1
Unfounded	3
Exonerated	10
Internal/Directed Complaint	
Directed Complaint	9
Sustained	7
Not Sustained	0
Unfounded	1
Exonerated	1

Calls For Service - Reaccreditation Year 1

Data Collection Period: -

	Year 1
Calls for Service	25605
UCR/NIBRS Part 1 Crimes	
Murder	0
Forcible Rape	29
Robbery	23
Aggravated Assault	188
Burglary	202
Larceny-Theft	1318
Motor Vehicle Theft	139
Arson	19

Motor Vehicle Pursuit

Year 1 Data Collection Period: 1/1/2020-12/31/2020

	Year 1
Pursuits	
Total Pursuits	34
Forcible stopping techniques used	4
Terminated by Agency	17
Policy Compliant	33
Policy Non-Compliant	1
Collisions	
Injuries	
Total Collisions	7
Officer	1
Suspect	0
ThirdParty	0
Reason Initiated	
Traffic	24
Felony	7
Misdemeanor	3

Reaccreditation Year 1

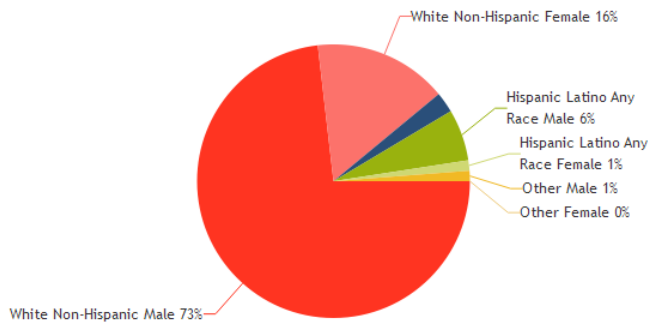
Traffic continues to be the number one reason for pursuits. One pursuit resulted in an officer being fired upon, injuring the officer. Both subjects were arrested. Policy training and review allow officers to continue to adhere to the policy and use good judgment initiating and pursuing vehicles.

Agency Breakdown Report - Reaccreditation Year 1

Data Collection Period: 1/1/2020 - 12/31/2020

	White Non-Hispanic		Black Non-Hispanic		Hispanic Latino Any Race		Other		Total
	Male	Female	Male	Female	Male	Female	Male	Female	
Sworn Personnel									
Executive	1	0	0	0	0	0	0	0	1
Command	5	0	0	0	0	0	0	0	5
Supervisory Positions	7	2	0	0	1	0	0	0	10
Non-Supervisory Positions	47	11	2	0	4	1	1	0	66
Sub Total									82
Non Sworn Personnel									
Executive	0	0	0	0	0	0	0	0	0
Managerial	1	1	0	0	0	0	0	0	2
Supervisory Positions	0	1	0	0	0	0	0	0	1
Non-Supervisory Positions	3	22	0	0	0	0	0	0	25
Sub Total									28
Total									110

Total Sworn Personnel



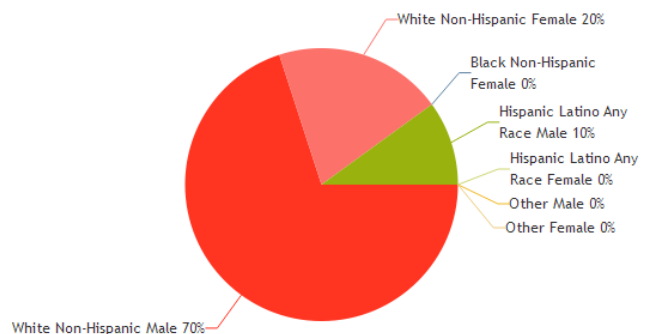
Sworn Personnel: Executive



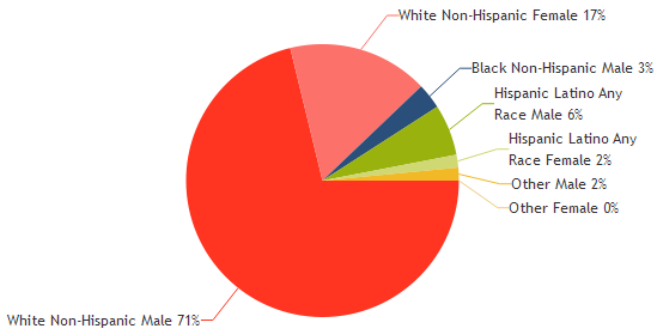
Sworn Personnel: Command



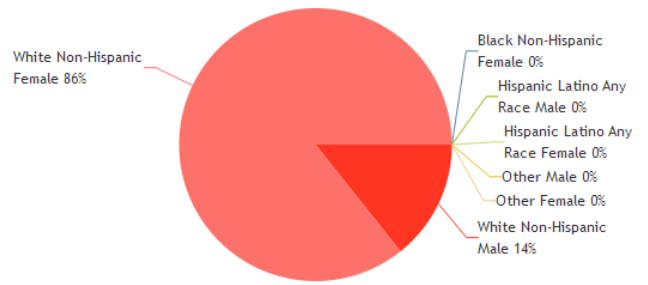
Sworn Personnel: Supervisory Positions



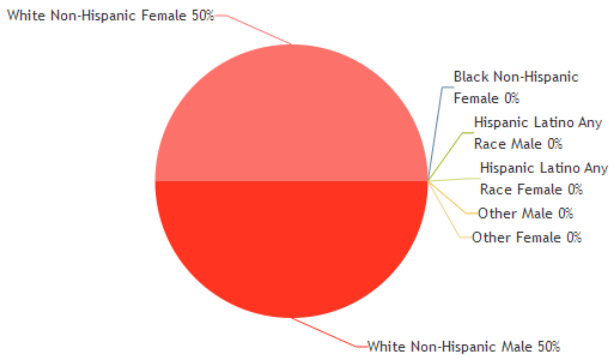
Sworn Personnel: Non-Supervisory Positions




Total Non-Sworn Personnel



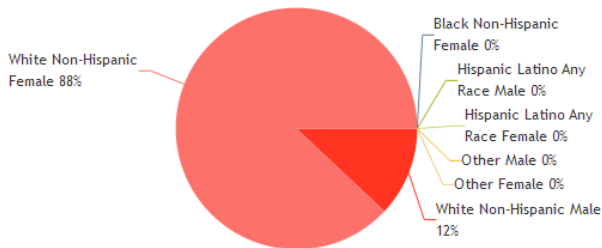
Non-Sworn Personnel: Managerial



Non-Sworn Personnel: Supervisory Positions



Non-Sworn Personnel: Non-Supervisory Positions



Legend

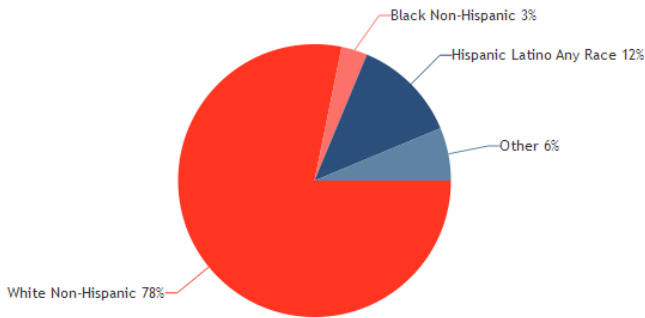
White Non-Hispanic Male	
White Non-Hispanic Female	
Black Non-Hispanic Male	
Black Non-Hispanic Female	
Hispanic Latino Any Race Male	
Hispanic Latino Any Race Female	
Other Male	
Other Female	

Agency Demographics Report - Reaccreditation Year 1

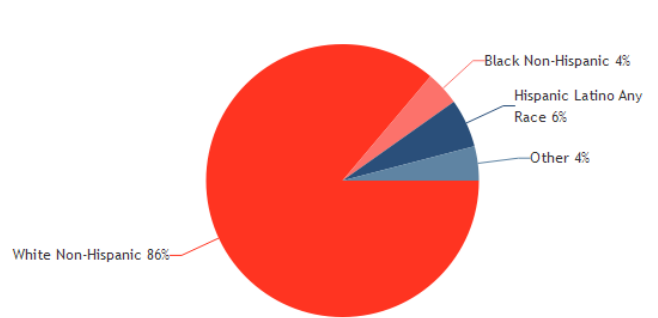
Data Collection Period: 1/1/2020 - 12/31/2020

	Service Population		Available Workforce		Current Sworn Officers		Current Female Sworn Officers		Prior Sworn Officers		Prior Female Sworn Officers	
	#	%	#	%	#	%	#	%	#	%	#	%
White Non-Hispanic	36536	78%	24916	86%	74	91%	11	14%	73	91%	11	14%
Black Non-Hispanic	1444	3%	1169	4%	1	1%	0	0%	1	1%	0	0%
Hispanic Latino Any Race	5819	12%	1664	6%	5	6%	1	1%	5	6%	1	1%
Other	2931	6%	1171	4%	1	1%	0	0%	1	1%	0	0%
Total	46730		28920		81		12		80		12	

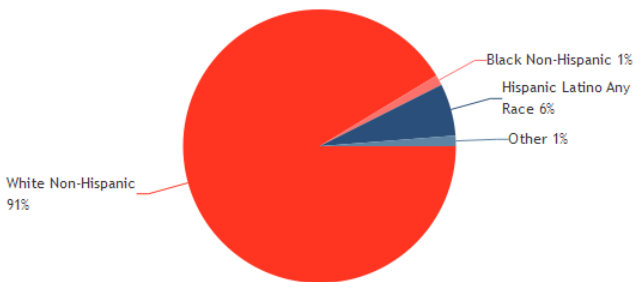
Service Population



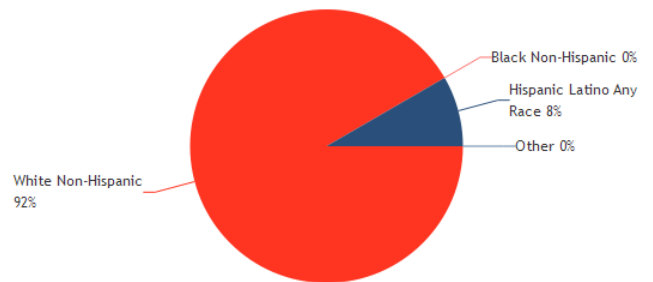
Available Workforce



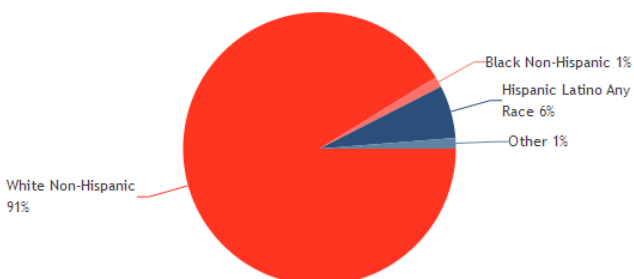
Current Sworn Officers



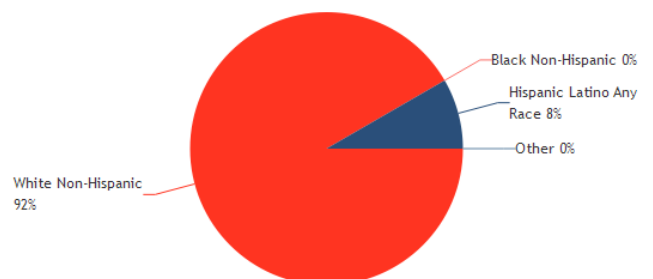
Current Sworn Female Officers



Prior Sworn Officers



Prior Sworn Female Officers

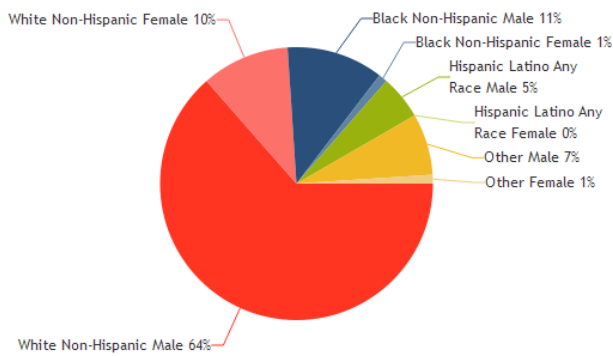


Sworn Officer Selection - Reaccreditation Year 1

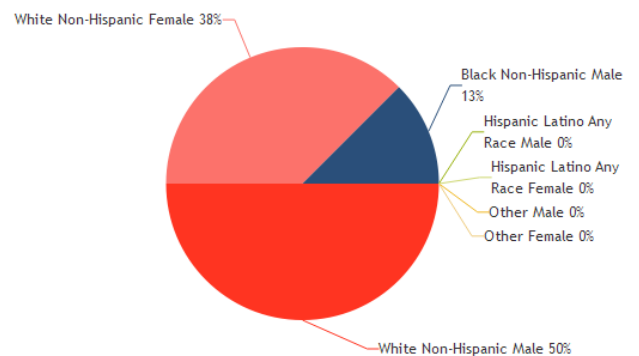
Data Collection Period: 1/1/2020 - 12/31/2020

	White Non-Hispanic		Black Non-Hispanic		Hispanic Latino Any Race		Other		Total
	Male	Female	Male	Female	Male	Female	Male	Female	
Applications Received	61	10	11	1	5	0	7	1	96
Applicants Hired	4	3	1	0	0	0	0	0	8
Percent Hired	7%	30%	9%	0%	0%	%	0%	0%	N/A
Percent of Workforce Population	9%		1%		0%		0%		N/A

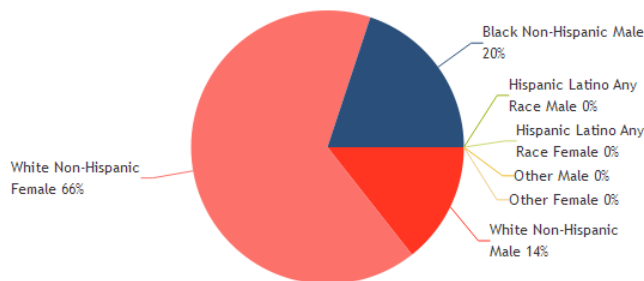
Applications Received



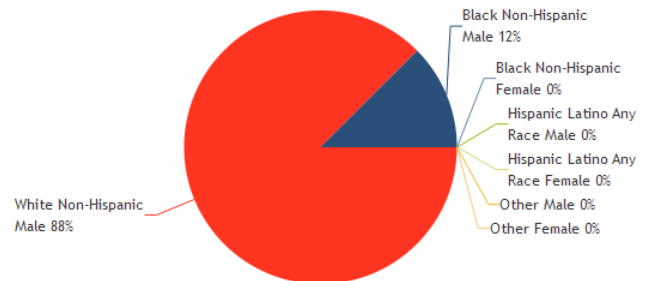
Applicants Hired



Percent Hired



Percent of Workforce Population



Legend

White Non-Hispanic Male	
White Non-Hispanic Female	
Black Non-Hispanic Male	
Black Non-Hispanic Female	
Hispanic Latino Any Race Male	
Hispanic Latino Any Race Female	
Other Male	
Other Female	

Sworn Officer Promotions - Reaccreditation Year 1

Data Collection Period: 1/1/2020 - 12/31/2020

	White Non-Hispanic		Black Non-Hispanic		Hispanic Latino Any Race		Other		Total
	Male	Female	Male	Female	Male	Female	Male	Female	
Tested	0	0	0	0	0	0	0	0	0
Eligible After Testing	0	0	0	0	0	0	0	0	0
Promoted	0	0	0	0	0	0	0	0	0
Percent Promoted	%	%	%	%	%	%	%	%	N/A

Reaccreditation Year 1 Notes:

In 2020 the department did not hold any promotional testing and no promotions occurred.

Tested

Eligible After Testing

Promoted

Percent Promoted

Legend

White Non-Hispanic Male	
White Non-Hispanic Female	
Black Non-Hispanic Male	
Black Non-Hispanic Female	
Hispanic Latino Any Race Male	
Hispanic Latino Any Race Female	
Other Male	
Other Female	

